

Iraq Stock Exchange



Trading Session Monday 6/5/2024 -

Bulletin No (84) of 2024

Traded Volume 883,014,644

Traded Value 1,827,692,271 Trades 740

ISX Index 60 973.63

ISX Index 15 1058.58

Previous ISX Index 60 976.47

Previous ISX Index 15 1060.18

Change % -0.29

Change % -0.15

Change -2.84

Change -1.60

Listed Companies 103

Non Traded Co. 53

Traded Companies 42

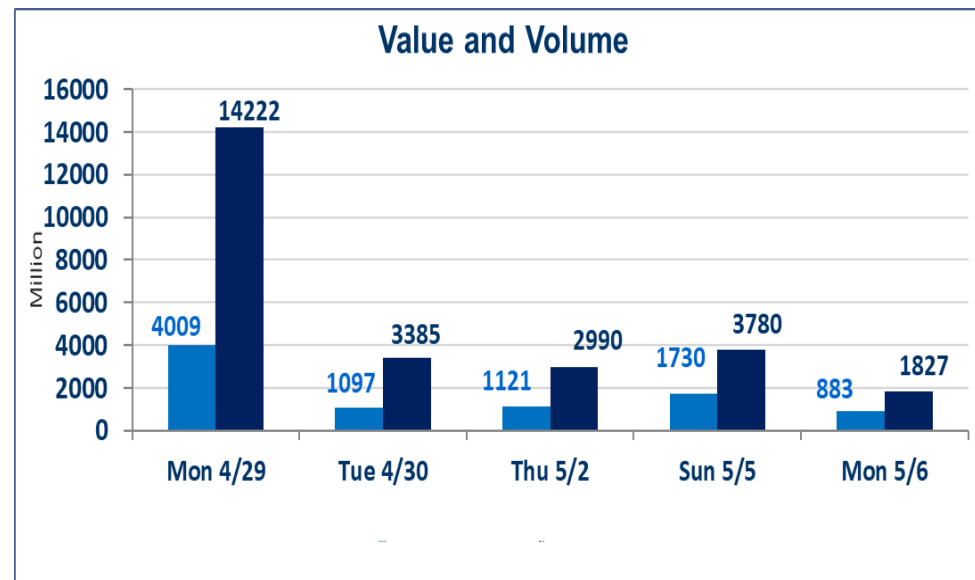
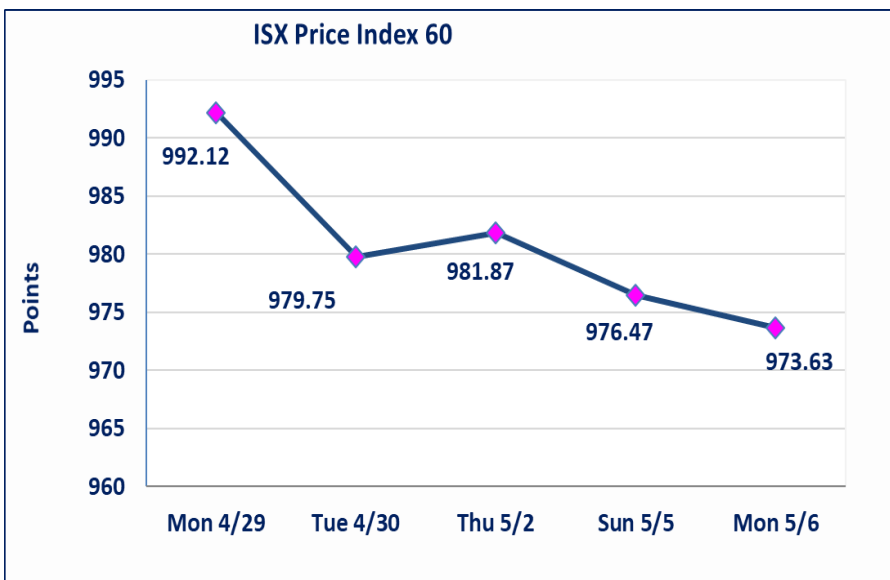
High Companies 10

General Assembly Co. 6

Low Companies 11

Suspended Co. 2

Un Listed Companies OTC 2



Gainers

Company Name	Closing Price	Change (%)	Traded Volume
Ready Made Clothes	4.000	9.29	2,662,856
Modern for Animal Production	0.510	4.08	1,000,000
Iraqi Islamic Bank	1.240	2.48	47,999,582
Ashour Hotel	18.000	2.27	125,000
National Chemical &Plastic	1.880	1.62	7,070,000

Losers

Company Name	Closing Price	Change (%)	Traded Volume
Agricultural Products Meat	4.750	-5.00	500,000
Dar Al-Salam for Insurance	0.760	-2.56	2,983,345
Al-Ameen Estate Investment	2.690	-2.54	1,277,136
Bank of Baghdad	4.150	-1.66	108,201,212
National Bank of Iraq	3.000	-1.64	29,973,845

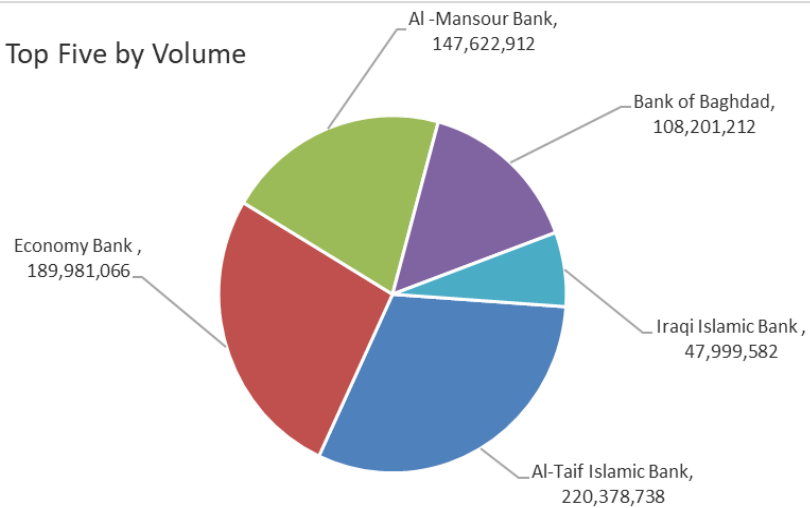
Traded Volume

Company Name	Closing Price	Change (%)	Traded Volume
Al-Taif Islamic Bank	0.700	0.00	220,378,738
Economy Bank	0.210	0.00	189,981,066
Al -Mansour Bank	1.440	0.00	147,622,912
Bank of Baghdad	4.150	-1.66	108,201,212
Iraqi Islamic Bank	1.240	2.48	47,999,582

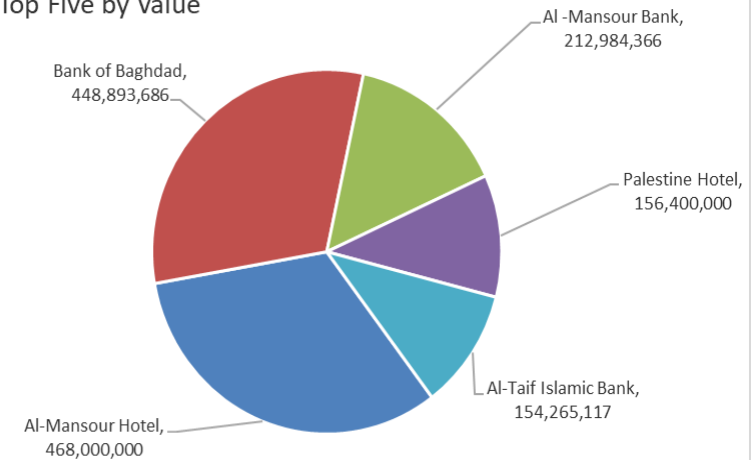
Traded Value

Company Name	Closing Price	Change (%)	Traded Value
Al-Mansour Hotel	45.000	0.00	468,000,000
Bank of Baghdad	4.150	-1.66	448,893,686
Al -Mansour Bank	1.440	0.00	212,984,366
Palestine Hotel	23.000	0.00	156,400,000
Al-Taif Islamic Bank	0.700	0.00	154,265,117

Top Five by Volume



Top Five by Value



Regular Market Bulletin No (84)



Company Name	Code	opening Price	highest price	lowest price	Average price	Prev Average price	Closing Price	prev closing price	change (%)	No.of Trades	Traded Volume	Traded Value
Banks Sector												
Ashur International Bank	BASH	0.300	0.300	0.300	0.300	0.300	0.300	0.300	0.00	5	6,750,000	2,025,000
Bank of Baghdad	BBOB	4.200	4.200	4.100	4.150	4.210	4.150	4.220	-1.66	145	108,201,212	448,893,686
Commercial Bank of Iraq	BCOI	0.770	0.770	0.760	0.760	0.770	0.760	0.770	-1.30	14	14,597,425	11,147,043
Economy Bank	BEFI	0.210	0.220	0.210	0.220	0.210	0.210	0.210	0.00	10	189,981,066	41,396,024
Gulf Commercial Bank	BGUC	0.180	0.180	0.180	0.180	0.180	0.180	0.180	0.00	2	1,000,000	180,000
Investment Bank of Iraq	BIBI	0.350	0.350	0.350	0.350	0.350	0.350	0.350	0.00	1	200,000	70,000
Iraqi Islamic Bank	BIIB	1.230	1.240	1.210	1.220	1.230	1.240	1.210	2.48	95	47,999,582	58,756,790
Middle East Bank	BIME	0.100	0.100	0.100	0.100	0.100	0.100	0.100	0.00	1	500,000	50,000
Mosul Bank For Investment	BMFI	0.180	0.180	0.180	0.180	0.180	0.180	0.180	0.00	3	5,000,000	900,000
Al -Mansour Bank	BMNS	1.450	1.450	1.440	1.440	1.450	1.440	1.440	0.00	122	147,622,912	212,984,366
National Bank of Iraq	BNOI	3.050	3.050	2.990	3.020	3.050	3.000	3.050	-1.64	44	29,973,845	90,396,888
Sumer Commerical Bank	BSUC	0.100	0.100	0.100	0.100	0.090	0.100	0.100	0.00	7	34,000,000	3,400,000
Al-Taif Islamic Bank	BTIB	0.700	0.700	0.700	0.700	0.700	0.700	0.700	0.00	5	220,378,738	154,265,117
Union Bank of Iraq	BUOI	0.210	0.210	0.200	0.210	0.200	0.200	0.200	0.00	5	3,758,008	785,902
Total Of Banks Sector										459	809,962,788	1,025,250,814
Telecommunication Sector												
Asia Cell Telecommunication	TASC	9.300	9.300	9.200	9.240	9.170	9.200	9.150	0.55	30	3,775,496	34,888,117
Al-Khatem Telecoms	TZNI	2.590	2.590	2.590	2.590	2.560	2.590	2.550	1.57	1	7,000	18,130
Total Of Telecommunication										31	3,782,496	34,906,247
Insurance Sector												
Dar Al-Salam for Insurance	NDSA	0.780	0.780	0.760	0.780	0.780	0.760	0.780	-2.56	3	2,983,345	2,315,542
Total Of Insurance Sector										3	2,983,345	2,315,542
Services Sector												
Baghdad -Iraq Transportatio	SBPT	37.000	37.000	37.000	37.000	37.000	37.000	37.000	0.00	8	135,000	4,995,000
Kharkh Tour Amuzement Cit	SKTA	4.800	4.800	4.700	4.720	4.800	4.750	4.800	-1.04	25	718,534	3,392,062
Mamoura Realestate Invest	SMRI	7.100	7.240	7.000	7.070	7.030	7.100	7.000	1.43	28	1,209,972	8,553,514
Total Of Services Sector										61	2,063,506	16,940,575
Industry Sector												
Baghdad Soft Drinks	IBSD	4.220	4.250	4.220	4.230	4.230	4.230	4.220	0.24	10	1,023,416	4,325,401
Iraqi Marketing Date	IIDP	1.700	1.700	1.700	1.700	1.960	1.700	1.700	0.00	3	2,900,000	4,930,000
Iraqi Engineering Works	IIEW	4.500	4.500	4.500	4.500	4.500	4.500	4.500	0.00	1	6,000	27,000
Iraqi For Tufted Carpets	IITC	15.000	15.000	15.000	15.000	14.950	15.000	14.950	0.33	1	100,000	1,500,000
Al-Kindi of Veterinary Vaccin	IKLV	1.620	1.620	1.620	1.620	1.640	1.620	1.640	-1.22	5	292,040	473,105
Al-Mansour Pharmaceutical	IMAP	1.930	1.930	1.900	1.910	1.920	1.910	1.920	-0.52	20	11,110,012	21,238,278
Metallic Industries and Bicy	IMIB	1.850	1.850	1.850	1.850	1.850	1.850	1.850	0.00	2	499,704	924,452
Ready Made Clothes	IRMC	3.700	4.000	3.660	3.730	3.670	4.000	3.660	9.29	27	2,662,856	9,940,597
Total Of Industry Sector										69	18,594,028	43,358,834
Hotels Sector												
Ishtar Hotel	HISH	9.300	9.300	9.300	9.300	9.320	9.300	9.300	0.00	3	350,000	3,255,000
Al-Mansour Hotel	HMAN	45.000	45.000	45.000	45.000	45.000	45.000	45.000	0.00	6	10,400,000	468,000,000
Total Of Hotels Sector										9	10,750,000	471,255,000

Agriculture Sector												
Agricultural Products Meat	AIPM	4.750	4.750	4.750	4.750	5.000	4.750	5.000	-5.00	1	500,000	2,375,000
Iraqi for Seed Production	AISP	8.450	8.450	8.440	8.450	8.450	8.440	8.500	-0.71	54	3,826,595	32,326,715
Modern for Animal Product	AMAP	0.510	0.510	0.510	0.510	0.490	0.510	0.490	4.08	7	1,000,000	510,000
Total Of Agriculture Sector										62	5,326,595	35,211,715
Total Of Regular										694	853,462,758	1,629,238,727

Non Regular Market Bulletin No (84)

Company Name	Code	opening Price	highest price	lowest price	Average price	Prev Average price	Closing Price	prev closing price	change (%)	No.of Trades	Traded Volume	Traded Value
Services Sector												
Al-Ameen Estate Investment	SAEI	2.720	2.720	2.660	2.680	2.740	2.690	2.760	-2.54	4	1,277,136	3,423,810
Total Of Services Sector										4	1,277,136	3,423,810
Industry Sector												
Fallujah for construction Ma	IFCM	3.550	3.560	3.550	3.550	3.550	3.550	3.550	0.00	10	3,531,916	12,547,802
Total Of Industry Sector										10	3,531,916	12,547,802
Hotels Sector												
Ashour Hotel	HASH	18.000	18.000	18.000	18.000	17.600	18.000	17.600	2.27	3	125,000	2,250,000
Total Of Hotels Sector										3	125,000	2,250,000
Total Of Non Regular										17	4,934,052	18,221,612

Undisclosed Platform Companies Bulletin (84)

Company Name	Code	opening Price	highest price	lowest price	Average price	Prev Average price	Closing Price	prev closing price	change (%)	No.of Trades	Traded Volume	Traded Value
Banks Sector												
Babylon Bank	BBAY	0.070	0.070	0.070	0.070	0.070	0.070	0.070	0.00	1	32,601	2,282
Total Of Banks Sector										1	32,601	2,282
Industry Sector												
Electronic Industries	IELI	0.750	0.750	0.750	0.750	0.750	0.750	0.750	0.00	2	1,027,733	770,800
Al-Hilal Industries	IHLI	0.980	0.980	0.980	0.980	0.990	0.980	0.980	0.00	8	5,337,500	5,230,750
Iraqi Carton Manufacturies	IICM	1.110	1.110	1.110	1.110	1.130	1.110	1.120	-0.89	2	4,350,000	4,828,500
National Chemical &Plastic	INCP	1.840	1.880	1.830	1.840	1.850	1.880	1.850	1.62	13	7,070,000	12,999,600
Total Of Industry Sector										25	17,785,233	23,829,650
Hotels Sector												
Palestine Hotel	HPAL	23.000	23.000	23.000	23.000	23.000	23.000	23.000	0.00	3	6,800,000	156,400,000
Total Of Hotels Sector										3	6,800,000	156,400,000
Total of un disclosed										29	24,617,834	180,231,932
Grand Total										740	883,014,644	1,827,692,271

Iraq Stock Exchange



Trading Session Monday 6/5/2024

Not Trading OTC

Company Name	Code	Previous Average price
Rabee Securities	FRSE	—
Karmal Brokerage	FKSX	10.000



Not Trading Bonds Bulletin

Bond type	Publish type	Code	last trading price	immortilize date
Banaa Bonds / million ID	First	CB10	1030000	10/12/2025
Banaa Bonds / million ID	second	CB20	964981	19/12/2025
Amara Bonds /500 thousand	First	CB25	—	9/10/2025
Amara Bonds /Million ID	First	CB30	984000	9/10/2027
Amara Bonds /500 thousand	Second	CB35	—	—
Amara Bonds /Million ID	Second	CB40	—	—
Amara Bonds /500 thousand	Third	CB45	—	—
Amara Bonds /Million ID	Third	CB50	—	—

Iraq Stock Exchange
 Non Iraqis' Bulletin Monday May 6 2024
 Regular Market



Non Iraqi Trading of Regular Market (Buy)

Company Names	Code	No.of trades	Traded Shares	Trading Volume
Banks Sector				
Bank Of Baghdad	BBOB	3	8,200,000	34,030,000
Al-Mansour Bank	BMNS	1	125,000	181,250
Total Bank sector		4	8,325,000	34,211,250
Grand Total		4	8325000	34211250

Non Iraqi Trading of Regular Market (Sell)

Company Names	Code	No.of trades	Traded Shares	Trading Volume
Banks Sector				
Bank Of Baghdad	BBOB	1	500,000	2,080,000
Al-Mansour Bank	BMNS	13	12,364,224	17,824,483
Total Bank sector		14	12,864,224	19,904,483
Grand Total		14	12864224	19904483

Iraq Stock Exchange non trading companies on Monday 6/5/2024

Company Names	Code	Previous Average Price	Closing Price
Banking Sector			
Cihan Islamic Bank	BCIH	2.200	2.200
Elaf Islamic Bank	BELF	0.550	0.550
Asia Al Iraq Islamic Bank	BAIB	0.900	0.900
National Islamic Bank	BNAI	0.620	0.620
United Bank	BUND	0.090	0.090
Kurdistan International Bank	BKUI	0.850	0.850
Insurance Sector			
Al-Ameen for Insurance	NAME	0.700	0.700
Gulf Insurance	NGIR	0.400	0.400
Services Sector			
Al-Nukhba for construction	SNUC	0.670	0.670
Rehab Karbala	HKAR	0.800	0.800
Al-Mosul for funfairs	SMOF	8.900	8.900
Industry Sector			
Modern Sewing	IMOS	9.900	10.000
Al -Khazer Road for Construction Material	IKHC	2.500	2.500
Hotels Sector			
Babylon Hotel	HBAY	110.000	110.000
Baghdad Hotel	HBAG	10.800	10.800
National for Tourist Investment	HNTI	10.770	10.770
Tourist Village of Mosul dam	HTVM	11.000	11.000
Agriculture Sector			5.000
Middle East for Production- Fish	AMEF	7.350	7.350
Al-Ahlyia agricultural production	AAHP	0.950	0.950
Company Names	Code	Previous Average Price	Closing Price
Banks Sector			
World Islamic Bank	BWOR	1.000	1.000
Arabiya Islamic Bank	BAAI	1.000	1.000
Zain Al-Iraq Islamic Bank	BZII	0.340	0.340
Al-Qurtas Islamic Bank	BQUR	1.000	1.000
Arabiya Islamic Bank	BAAI	1.000	1.000
Al Janoob Islamic Bank Investment	BJAB	1.000	1.000
Ameen Al Iraq Islamic Bank	BAME	1.000	1.000
International Development Bank	BIDB	1.000	1.000
Al- Qabidh Islamic Bank	BQAB	0.240	0.240
Al Anssari Islamic Bank	BANS	1.000	1.000
Iraq Noor Islamic Bank	BINI	1.050	1.050
Erbil Bank	BERI	0.110	0.110
Trust International Islamic Bank	BTRU	0.750	0.750
Trans Iraq Bank for Investment	BTRI	0.740	0.740
Al Mustashar Bank	BMUI	1.000	1.000
Al Attaa Islamic Bank	BLAD	0.120	0.120
International Islamic Bank	BINT	0.380	0.380
Erbil Bank	BERI	0.110	0.110
Insurance Sector			
Al -Hamraa Insurance	NHAM	0.900	1.000
Alahliya For Insurance	NAHF	0.330	0.330
Investment Sector			
Al-Zawraa for Finanical Investment	VZAF	0.180	0.180
AL-Wiaam for Financial Investment	VWIF	0.310	0.350
Al-Ameen for Financial Investment	VAMF	1.000	1.000

Bain Al-Nahrain Financial Investment	VMES	0.900	0.900
Services Sector			
Ibdaa Al-Sharq Al-Awsat	SIBD	1.000	1.000
Industry Sector			
Baghdad for Packing Materials	IBPM	2.250	2.250
National Furniture Industries	IHFI	2.500	2.500
Modern chemical industries	IMCI	100.000	100.000
Agriculture Sector			
Al-Ribas for Poultry and Fodder	AREB	–	–
Company Names	Code	Previous Average Price	Closing Price
Services Sector			
General Transportation	SIGT	0.990	0.990
AL-Badia for General Trans	SBAG	0.600	0.600
IndustrySector			
Modern Construction Materials	IMCM	0.630	0.630
The Light Industries	ITLI	0.690	0.690
Investment Sector			
AL- Batek Investment	VBAT	0.380	0.380
Alkhair for financial Investment	VKHF	0.200	0.200
Hotels Sector			
Al-Sadeer Hotel	HSAD	27.000	27.000

Iraq Stock Exchange Suspended Companies

Al-Rajih Islamic Bank (BRAJ)	9/19/2021	The trading suspended for not produce the Annual disclosure for 2020 at closing price (1.000) ID.
North Bank (BNOR)	31/10/2022	The trading suspended by ISC decision at closing price (0.070) ID.

Iraq Stock Exchange News of listed companies Monday 6/5/2024

Companies News

Iraqi Islamic Bank (BIIB)	General Assembly Meeting will be hold on Saturday 11/5/2024 at the Iraqi Hunting Club to discuss financial statement of 2023 , cash dividend , increasing in company capital from 300 billion to 400 billion according to 55/ second . Trading has been suspend on Tuesday 7/5/2024 .
Bank of Baghdad (BBOB)	General Assembly Meeting will be hold on Saturday 18/5/2024 at the Dijla Town to discuss financial statement of 2023 , cash dividend , increasing in company capital from 250 billion to 325 billion according to 55/ second . Trading has been suspend on Tuesday 14/5/2024 .
Al -Mansour Bank (BMNS)	General Assembly Meeting will be hold on Tuesday 21/5/2024 at the Al Alwiya Club to discuss financial statement of 2023 , cash dividend , increasing in company capital from 300 billion to 350 billion according to 55/First& second . Trading has been suspend on Thursday 16/5/2024 .
out of trading	
Babil Animal&vegetable Products (ABAP)	General Assembly Meeting will be hold on Monday 11/12/2023 at theAl Jadriya to discuss financial statement of 2021,2022 , cash dividend , discuss the deficit Trading has been suspend on Thursday 7/12/2023 .
Iraqi Land Transport (SILT)	General Assembly Meeting will be hold on Wednesday 6/3/2024 at the Trade Ministry VIP Hall to resign the current board of Administration and elect new five board of Administration .Trading has been suspend on Sunday 3/3/2024.
Credit Bank (BROI)	General Assembly Meeting will be hold on Thursday 2/5/2024 at the company to discuss financial statement of 2023 , cash dividend , increasing in company capital according to first , second /55, elect new board of Administration council . Trading has been suspend on Sunday 28/4/2024 .
AL- Mashreq al-Arabi Islamic Bank(BA)	General Assembly Meeting will be hold on Sunday 5/5/2024 at the trananing and development hall to discuss financial statement of 2023 , cash dividend . Trading has been suspend on Monday 29/4/2024 .
Iraqi Agricultural Products (AIRP)	General Assembly Meeting will be hold on Monday 6/5/2024 at the company to discuss financial statement of 2021 , cash dividend . Trading has been suspend on Tuesday 30/4/2024 .
Region Trade Bank (BRTB)	General Assembly Meeting will be hold on Wednesday 8/5/2024 at the company in erbil to discuss financial statement of 2023 , cash dividend , increasing in company capital from 300 billion to 350 billion when the bank will be get the approval of GAM . Trading has been suspend on Sunday 5/5/2024 .